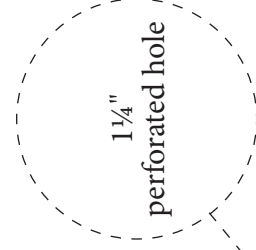



9" 18" 9" 4" 4" 4"

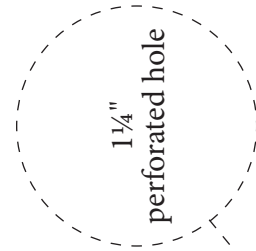


1 1/4"
perforated hole




Safe Print Area
3.5" x 6.625"

MICRO-PERFORATED

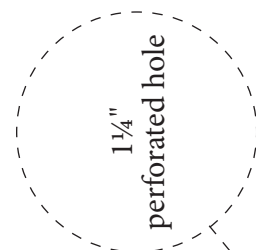


1 1/4"
perforated hole




Safe Print Area
3.5" x 6.625"


MICRO-PERFORATED



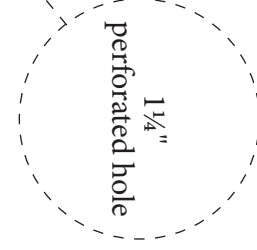
1 1/4"
perforated hole




Safe Print Area
3.5" x 6.625"



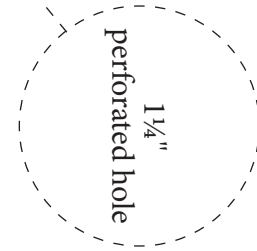
Safe Print Area
3.5" x 6.625"



1 1/4"
perforated hole




Safe Print Area
3.5" x 6.625"



1 1/4"
perforated hole

Handle with care.

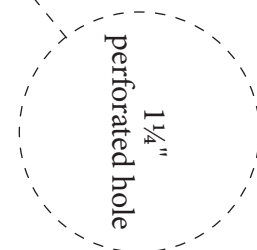


BENDING AND/OR TWISTING PRODUCT

Safe Print Area
3.5" x 6.625"

Instructions

1. **Print**
2. **Cut** or separate
3. **Turn** bottom sheets 180°
4. **Stack**
5. **Deliver**



1 1/4"
perforated hole